



LOW VOLTAGE CONSTANT VOLTAGE LED DRIVERS

**PLEASE READ THESE INSTRUCTIONS CAREFULLY BEFORE INSTALLATION
LEAVE A COPY FOR THE USER / MAINTENANCE ENGINEER FOR FUTURE REFERENCE**

Installation should be carried out in accordance with the latest edition of the NEC Wiring Regulations.
For use with illuminous **constant voltage** LED products.

IMPORTANT.

- Constant VOLTAGE LED Fittings **MUST be wired in PARALLEL** ensuring **correct polarity**. Failure to do so can cause permanent luminaire and/or driver failure.
- **PLEASE NOTE: 24V DC Output – correct polarity must be observed in order for the Constant Voltage LED to operate**


INSTALLATION INSTRUCTIONS

- Before commencing installation or maintenance,
- Keep the LED Driver away from direct sources of heat such as Low Voltage lamps.
- Ensure that ALL electrical connections are tight with no loose strands.
- Suitable for direct mounting on or in cabinets or furniture
- Do not fit the LED driver above the luminaire
- Ensure that the Driver is not covered with insulation material and has an air gap of 50mm around the driver

Connect the mains cable to the mains supply.

Undo the cover screw. AC input is the 3 screw terminal as marked:

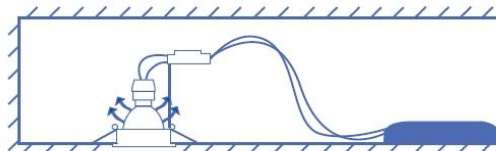
- Live / Hot = BLACK
- Neutral = WHITE



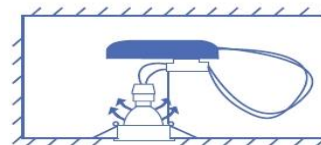
Connect the outputs to the DC LED lamp.

Undo the cover screw. DC output is the 2 screw terminal as marked:

- V+ = Positive
- V- = Negative



Correct Installation



Incorrect Installation

Environmental Protection (W.E.E.E.) – illuminous's WEEE

Waste Electrical & Electronic Equipment Regulations (WEEE) requires that any of our products showing this marking (left) must not be disposed of with other household or commercial waste. illuminous does not levy any WEEE disposal charges to its customers for affected WEEE related products. To prevent possible harm to the environment or human health from uncontrolled waste disposal, please separate any such product from other waste types and recycle it responsibly at your local facilities. Check with your Local Authority, Recycling Centre or retailer for recycling advice. If, when you purchased any illuminous product, your supplier included a WEEE disposal fee, you should then contact your supplier for advice on his takeback of the product for the correct disposal.

GUARANTEE

This product is guaranteed in the USA for a period of 2 years from the date of purchase, unless otherwise stated in current company literature. The guarantee is invalid in the case of improper use, installation, tampering, removal of the Q.C. date label, installation in an improper working environment or installation not according to the current edition of the National Electrical Code --- Work must be completed by a qualified electrician. Should this product fail during the guarantee period, it will be replaced free of charge, subject to correct installation and return of the faulty unit. illuminous LLC. or any subsidiary company of illuminous LLC. does not accept responsibility for any installation costs associated with the replacement of this product. Your statutory rights are not affected. illuminous reserves the right to alter specifications without prior notice.

illuminous LLC, www.illuminous.com, (727) 489 8334

Note: Best Dimmers: Leviton Decora Sureslide 6631, Lutron Diva DV-600PR, Insteon Switchlinc 2477D, GE Z-Wave Wireless 12724, Lutron LG-600H
 Note: Actual LIGHT (LUX) dimming level achieved is less than POWER dimming level, and a better indicator of real-life performance.

Flex Strip (EV-ST-NWP-WHT) Test with 12W Driver (EV-12V-2200-33D)					91% Load			74% Load		
					Flex Length	Lux Min Dim	Power Min Dim	Flex Length	Lux Min Dim	Power Min Dim
Type	Driver									
Insteon	Swithlinc	2477D	L,C	12W	59	7%	4%	31	7%	3%
GE	Z-Wave Wireless	12724	L,I,C	12W	59	5%	3%	31	7%	4%
Leviton	Decora Sureslide	6631	I	12W	59	11%	6%	31	14%	7%
Lutron	Lumea	LG-600H	I	12W	59	11%	6%	31	14%	8%
Lutron	Diva	DV-600PR	I	12W	59	12%	7%	31	15%	8%
Leviton	Decora	DSL06-1TW	L,I,C	12W	59	12%	7%	31	16%	9%
Skylark	Skylink Home	WR-318	I,C	12W	59	13%	8%	31	18%	10%
Leviton	Decora Vizia	VPI06-1LZ	I	12W	59	15%	9%	31	20%	11%
Aspire		9530AW	I,H,M	12W	59	16%	10%	31	20%	11%
Lutron	Skylark	SCL-153PR	L,I,C	12W	59	16%	9%	31	20%	11%
Lutron	Diva	DVLV-600PH	M	12W	59	15%	9%	31	21%	12%
Leviton	Decora iLLumaTech	IPL06	L,I,C	12W	59	15%	9%	31	25%	12%
Lutro	Diva	DVWCL-153PH-WH	L,I,C	12W	59	16%	10%	31	21%	12%
Lutron	Skylark	SLV-603P	M	12W	59	16%	10%	31	22%	12%
Lutron	Maestro	MACL-153Mx-xx	L,I,C	12W	59	16%	10%	31	22%	12%
Lutron	Caseta Wireless	PD-6WCL, P-PKG1W-WH-R	L,I,C	12W	59	19%	12%	31	23%	13%
Leviton	Decora Sureslide	6674-P	I,L,C	12W	59	18%	11%	31	24%	14%
Lutron	Diva	DVCL-153PR	L,I,C	12W	59	19%	11%	31	25%	14%
Leviton	Decora Sureslide	6672	L,I,C	12W	59	26%	17%	31	32%	20%
Leviton	Tabletop	TBL03	L,I,C	12W	59	26%	16%	31	33%	21%
Lutron	Lumea	LGCL-153PLH	I,C	12W	59	33%	23%	31	43%	29%
Lutron	Skylark Contour	CTCL-153PDH-WH	L,I,C	12W	59	41%	30%	31	52%	39%
Flex Strip (EV-ST-NWP-WHT) Test with 26W Driver (EV-12V-2200-33D)					92% Load			62% Load		
Type	Driver				Flex Length	Lux Min Dim	Power Min Dim	Flex Length	Lux Min Dim	Power Min Dim
GE	Z-Wave Wireless	12724	L,I,C	26W	120	6%	3%	59	10%	5%
Insteon	Swithlinc	2477D	L,C	26W	120	14%	9%	59	10%	5%
Leviton	Decora Sureslide	6631	I	26W	120	7%	4%	59	11%	6%
Lutron	Diva	DV-600PR	I	26W	120	10%	6%	59	17%	9%
Skylark	Skylink Home	WR-318	I,C	26W	120	13%	8%	59	20%	11%
Lutron	Lumea	LG-600H	I	26W	120	13%	8%	59	20%	12%
Leviton	Decora Vizia	VPI06-1LZ	I	26W	120	15%	9%	59	23%	13%
Leviton	Decora	DSL06-1TW	L,I,C	26W	120	16%	9%	59	25%	14%
Lutro	Diva	DVWCL-153PH-WH	L,I,C	26W	120	17%	10%	59	26%	15%
Lutron	Maestro	MACL-153Mx-xx	L,I,C	26W	120	17%	10%	59	26%	15%
Aspire		9530AW	I,H,M	26W	120	16%	10%	59	27%	16%
Lutron	Caseta Wireless	PD-6WCL, P-PKG1W-WH-R	L,I,C	26W	120	18%	11%	59	27%	16%
Lutron	Diva	DVLV-600PH	M	26W	120	18%	11%	59	27%	16%
Lutron	Skylark	SCL-153PR	L,I,C	26W	120	18%	11%	59	29%	17%
Leviton	Decora iLLumaTech	IPL06	L,I,C	26W	120	19%	11%	59	29%	17%
Lutron	Skylark	SLV-603P	M	26W	120	19%	11%	59	29%	17%
Lutron	Diva	DVCL-153PR	L,I,C	26W	120	21%	13%	59	33%	20%
Leviton	Decora Sureslide	6674-P	I,L,C	26W	120	22%	13%	59	33%	20%
Leviton	Tabletop	TBL03	L,I,C	26W	120	26%	17%	59	40%	26%
Leviton	Decora Sureslide	6672	L,I,C	26W	120	27%	18%	59	42%	28%
Lutron	Lumea	LGCL-153PLH	I,C	26W	120	33%	22%	59	48%	33%
Lutron	Skylark Contour	CTCL-153PDH-WH	L,I,C	26W	120	39%	27%	59	56%	42%
Flex Strip (EV-ST-NWP-WHT) Test with 48W Driver (EV-12V-4000-60D)					68% Load			35% Load		
Type	Driver				Flex Length	Lux Min Dim	Power Min Dim	Flex Length	Lux Min Dim	Power Min Dim
Leviton	Decora Sureslide	6631	I	48W	196	10%	5%	59	10%	5%
GE	Z-Wave Wireless	12724	L,I,C	48W	196	7%	5%	59	17%	9%
Insteon	Swithlinc	2477D	L,C	48W	196	12%	7%	59	17%	9%
Lutron	Diva	DV-600PR	I	48W	196	8%	5%	59	18%	10%
Lutron	Lumea	LG-600H	I	48W	196	12%	8%	59	26%	15%
Aspire		9530AW	I,H,M	48W	196	16%	10%	59	26%	15%
Leviton	Decora	DSL06-1TW	L,I,C	48W	196	14%	9%	59	30%	18%
Skylark	Skylink Home	WR-318	I,C	48W	196	15%	10%	59	32%	20%
Leviton	Decora Vizia	VPI06-1LZ	I	48W	196	17%	11%	59	35%	22%
Leviton	Decora iLLumaTech	IPL06	L,I,C	48W	196	18%	11%	59	37%	23%
Lutro	Diva	DVWCL-153PH-WH	L,I,C	48W	196	19%	12%	59	38%	25%
Lutron	Caseta Wireless	PD-6WCL, P-PKG1W-WH-R	L,I,C	48W	196	19%	12%	59	40%	26%
Leviton	Decora Sureslide	6674-P	I,L,C	48W	196	21%	14%	59	43%	29%
Lutron	Skylark	SCL-153PR	L,I,C	48W	196	22%	14%	59	45%	30%
Lutron	Diva	DVLV-600PH	M	48W	196	22%	14%	59	45%	31%
Lutron	Skylark	SLV-603P	M	48W	196	23%	15%	59	45%	31%
Lutron	Maestro	MACL-153Mx-xx	L,I,C	48W	196	23%	15%	59	46%	32%
Lutron	Diva	DVCL-153PR	L,I,C	48W	196	26%	17%	59	51%	37%
Leviton	Tabletop	TBL03	L,I,C	48W	196	29%	20%	59	56%	42%
Leviton	Decora Sureslide	6672	L,I,C	48W	196	31%	21%	59	58%	43%
Lutron	Lumea	LGCL-153PLH	I,C	48W	196	37%	26%	59	69%	55%
Lutron	Skylark Contour	CTCL-153PDH-WH	L,I,C	48W	196	51%	39%	59	89%	82%

MR16 (EV-LED-MR16COB5W) Test with 12W Driver (EV-12V-2200-33D)					Qty of	90% Load		Qty of	64% Load			
			Type	Driver	MR16	Lux	Min Dim	Power	MR16	Lux	Min Dim	Power
GE	Z-Wave Wireless	12724	L,I,C	12W	2	4%	3%		1	7%	4%	
Insteon	Switchlinc	2477D	L,C	12W	2	6%	4%		1	11%	7%	
Leviton	Decora Sureslide	6631	I	12W	2	9%	0%		1	13%	8%	
Lutron	Diva	DV-600PR	I	12W	2	8%	6%		1	13%	8%	
Leviton	Decora	DSL06-1TW	L,I,C	12W	2	11%	7%		1	16%	10%	
Lutron	Lumea	LG-600H	I	12W	2	11%	7%		1	16%	10%	
Skylark	Skylink Home	WR-318	I,C	12W	2	10%	8%		1	17%	11%	
Leviton	Decora iLLumaTech	IPL06	L,I,C	12W	2	14%	9%		1	20%	13%	
Leviton	Decora Vizia	VPI06-1LZ	I	12W	2	14%	9%		1	21%	13%	
Aspire	Cooper	9530AW	I,H,M	12W	2	15%	10%		1	22%	14%	
Lutron	Diva	DVLV-600PH	M	12W	2	15%	10%		1	22%	14%	
Lutro	Diva	DVWCL-153PH-WH	L,I,C	12W	2	15%	10%		1	22%	15%	
Lutron	Maestro	MACL-153Mx-xx	L,I,C	12W	2	15%	10%		1	23%	15%	
Lutron	Skylark	SLV-603P	M	12W	2	16%	10%		1	23%	15%	
Lutron	Skylark	SCL-153PR	L,I,C	12W	2	16%	10%		1	23%	15%	
Lutron	Caseta Wireless	PD-6WCL, P-PKG1W-WH-R	L,I,C	12W	2	15%	10%		1	24%	16%	
Leviton	Decora Sureslide	6674-P	I,L,C	12W	2	16%	11%		1	24%	16%	
Lutron	Diva	DVCL-153PR	L,I,C	12W	2	18%	13%		1	27%	18%	
Leviton	Tabletop	TBL03	L,I,C	12W	2	22%	15%		1	32%	21%	
Leviton	Decora Sureslide	6672	L,I,C	12W	2	23%	16%		1	33%	23%	
Lutron	Lumea	LGCL-153PLH	I,C	12W	2	32%	23%		1	46%	34%	
Lutron	Skylark Contour	CTCL-153PDH-WH	L,I,C	12W	2	40%	30%		1	56%	44%	
MR16 (EV-LED-MR16COB5W) Test with 26W Driver (EV-12V-2200-33D)					Qty of	94% Load		Qty of	57% Load			
			Type	Driver	MR16	Lux	Min Dim	Power	MR16	Lux	Min Dim	Power
GE	Z-Wave Wireless	12724	L,I,C	26W	4	5%	3%		2	9%	5%	
Leviton	Decora Sureslide	6631	I	26W	4	6%	4%		2	10%	6%	
Insteon	Switchlinc	2477D	L,C	26W	4	8%	5%		2	14%	9%	
Lutron	Diva	DV-600PR	I	26W	4	9%	6%		2	15%	10%	
Lutron	Lumea	LG-600H	I	26W	4	12%	8%		2	20%	12%	
Leviton	Decora Vizia	VPI06-1LZ	I	26W	4	14%	9%		2	23%	15%	
Skylark	Skylink Home	WR-318	I,C	26W	4	13%	8%		2	21%	15%	
Leviton	Decora	DSL06-1TW	L,I,C	26W	4	14%	9%		2	24%	16%	
Lutro	Diva	DVWCL-153PH-WH	L,I,C	26W	4	15%	10%		2	25%	17%	
Aspire	Cooper	9530AW	I,H,M	26W	4	16%	10%		2	26%	17%	
Lutron	Maestro	MACL-153Mx-xx	L,I,C	26W	4	16%	11%		2	26%	17%	
Leviton	Decora iLLumaTech	IPL06	L,I,C	26W	4	17%	11%		2	28%	19%	
Lutron	Skylark	SCL-153PR	L,I,C	26W	4	18%	12%		2	30%	20%	
Lutron	Diva	DVLV-600PH	M	26W	4	19%	12%		2	31%	21%	
Lutron	Skylark	SLV-603P	M	26W	4	19%	13%		2	32%	22%	
Leviton	Decora Sureslide	6674-P	I,L,C	26W	4	20%	13%		2	33%	22%	
Lutron	Diva	DVCL-153PR	L,I,C	26W	4	22%	14%		2	35%	24%	
Leviton	Tabletop	TBL03	L,I,C	26W	4	24%	16%		2	40%	28%	
Leviton	Decora Sureslide	6672	L,I,C	26W	4	25%	17%		2	40%	28%	
Lutron	Caseta Wireless	PD-6WCL, P-PKG1W-WH-R	L,I,C	26W	4	17%	11%		2	42%	30%	
Lutron	Lumea	LGCL-153PLH	I,C	26W	4	31%	21%		2	49%	37%	
Lutron	Skylark Contour	CTCL-153PDH-WH	L,I,C	26W	4	38%	27%		2	59%	46%	
MR16 (EV-LED-MR16COB5W) Test with 48W Driver (EV-12V-4000-60D)					Qty of	85% Load		Qty of	62% Load			
			Type	Driver	MR16	Lux	Min Dim	Power	MR16	Lux	Min Dim	Power
Insteon	Switchlinc	2477D	L,C	48W	6	6%	4%		4	8%	5%	
GE	Z-Wave Wireless	12724	L,I,C	48W	6	6%	4%		4	8%	5%	
Leviton	Decora Sureslide	6631	I	48W	6	7%	4%		4	9%	6%	
Lutron	Diva	DV-600PR	I	48W	6	10%	7%		4	14%	9%	
Lutron	Lumea	LG-600H	I	48W	6	15%	10%		4	21%	13%	
Skylark	Skylink Home	WR-318	I,C	48W	6	15%	10%		4	21%	13%	
Leviton	Decora Vizia	VPI06-1LZ	I	48W	6	18%	11%		4	26%	15%	
Leviton	Decora	DSL06-1TW	L,I,C	48W	6	17%	11%		4	25%	16%	
Aspire	Cooper	9530AW	I,H,M	48W	6	18%	12%		4	25%	16%	
Lutro	Diva	DVWCL-153PH-WH	L,I,C	48W	6	19%	13%		4	26%	17%	
Lutron	Maestro	MACL-153Mx-xx	L,I,C	48W	6	19%	12%		4	26%	17%	
Lutron	Skylark	SCL-153PR	L,I,C	48W	6	19%	13%		4	26%	17%	
Lutron	Caseta Wireless	PD-6WCL, P-PKG1W-WH-R	L,I,C	48W	6	20%	13%		4	28%	18%	
Lutron	Skylark	SLV-603P	M	48W	6	20%	13%		4	27%	18%	
Leviton	Decora iLLumaTech	IPL06	L,I,C	48W	6	21%	14%		4	29%	19%	
Lutron	Diva	DVCL-153PR	L,I,C	48W	6	22%	15%		4	31%	21%	
Lutron	Diva	DVLV-600PH	M	48W	6	19%	13%		4	33%	22%	
Leviton	Decora Sureslide	6674-P	I,L,C	48W	6	25%	16%		4	34%	23%	
Leviton	Tabletop	TBL03	L,I,C	48W	6	30%	20%		4	40%	28%	
Leviton	Decora Sureslide	6672	L,I,C	48W	6	32%	22%		4	43%	30%	
Lutron	Lumea	LGCL-153PLH	I,C	48W	6	38%	27%		4	52%	38%	
Lutron	Skylark Contour	CTCL-153PDH-WH	L,I,C	48W	6	48%	36%		4	64%	50%	

Note: Best Dimmers: Leviton Decora Sureslide 6631, Lutron Diva DV-600PR, Insteon Switchlinc 2477D, GE Z-Wave Wireless 12724. Lutron LG-600H

Note: Actual LIGHT (LUX) dimming level achieved is less than POWER dimming level, and a better indicator of real-life performance.